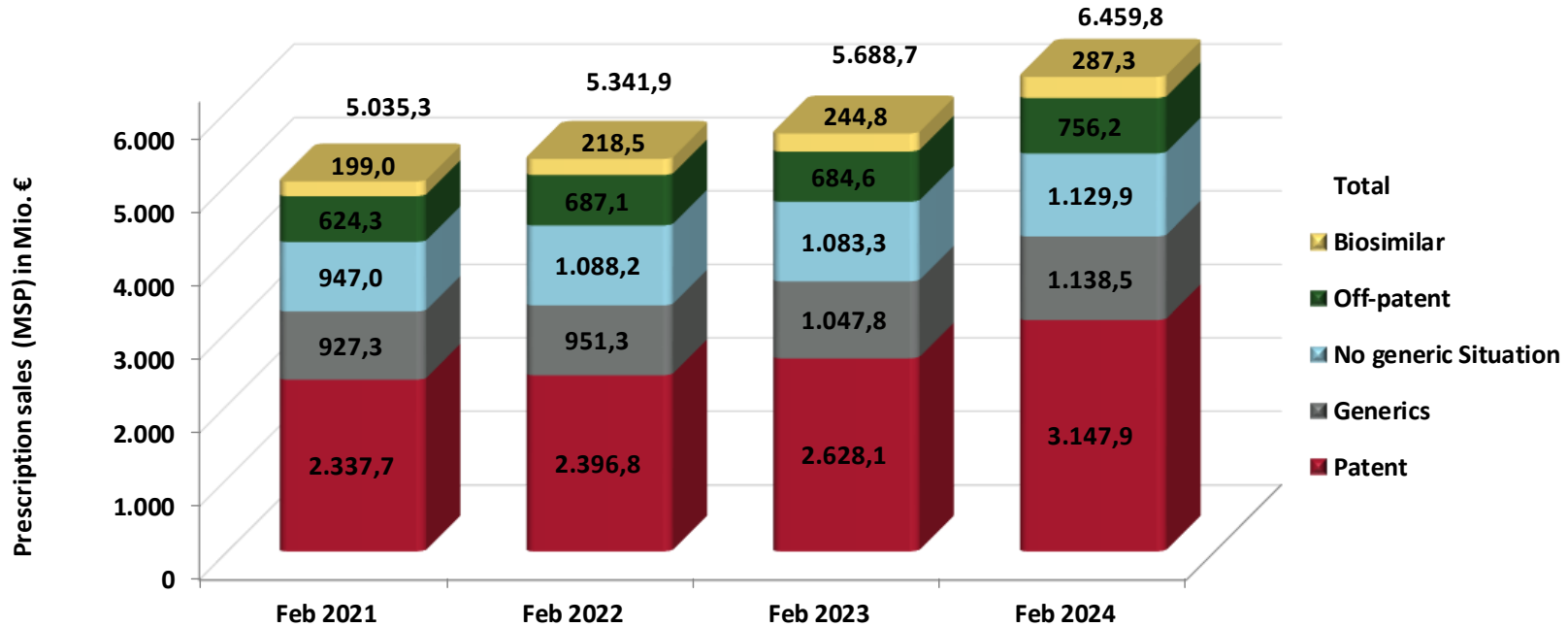




Latest data on the SHI market

Sales development February 2021 – 2024

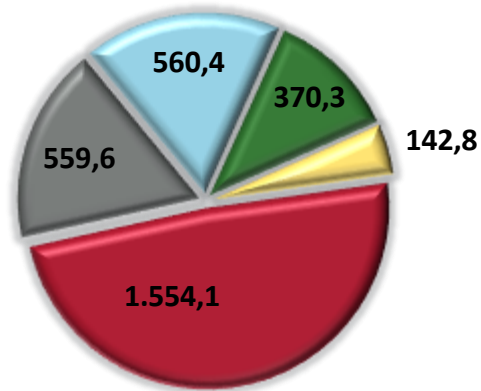


Sales development in the overall SHI market and by market segment. Source: NVI (INSIGHT Health)

SHI market overview by market segments

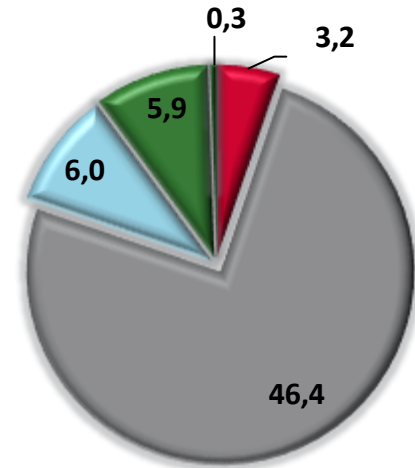
February 2024

Prescription sales (MSP) in Mio. €



Prescriptions (units) in Mio.

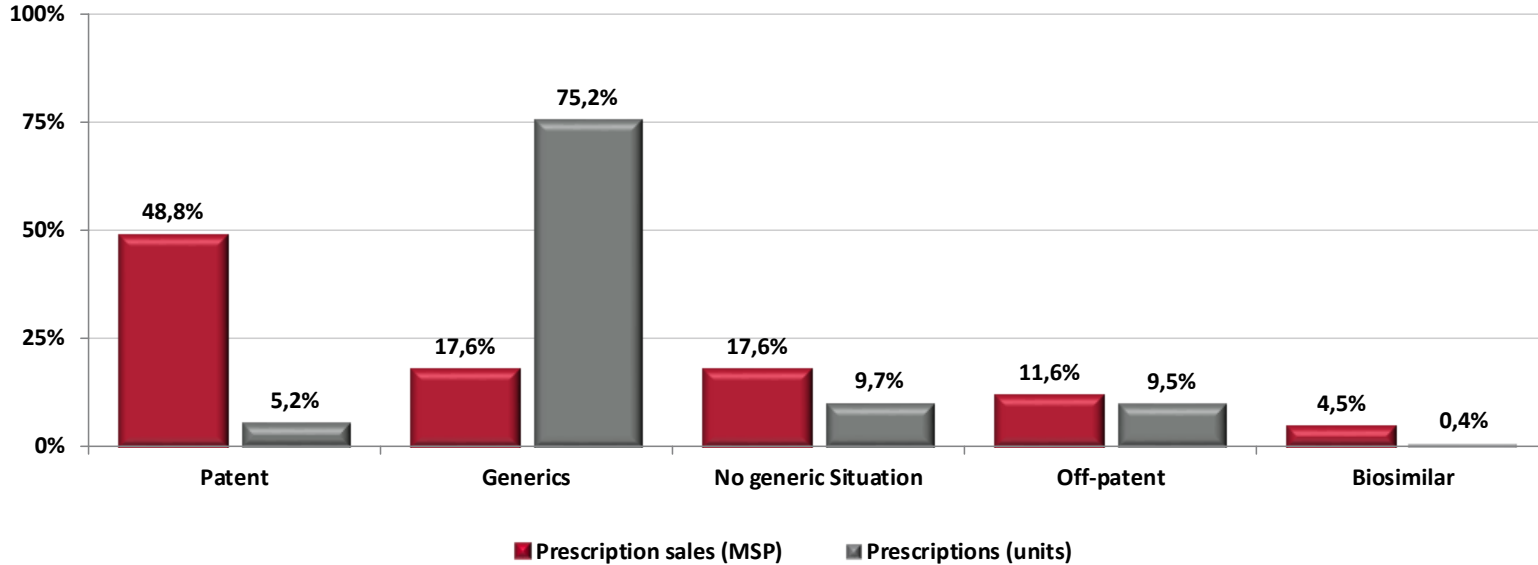
- Patent
- Generics
- No generic Situation
- Off-patent
- Biosimilar



Sales and prescription trends in the overall SHI market and by market segment. Source: NVI (INSIGHT Health)

SHI market overview by market segments

February 2024



SHI market by market segment, comparison of sales and number of prescriptions. Source: NVI (INSIGHT Health)

Sales and prescriptions in SHI market segments and associated rates of change February 2024

	February 2024				YTD February 2024			
	Prescription sales (in Mio. €)	Change on prior year	Prescriptions (in thou.)	Change on prior year	Prescription sales (in Mio. €)	Change on prior year	Prescriptions (in thou.)	Change on prior year
Total market	3.187,1	15,40%	61.696,8	8,30%	6.459,8	13,60%	126.981,2	7,30%
Patent	1.554,1	21,20%	3.203,5	16,00%	3.147,9	19,80%	6.595,7	14,80%
Generics	559,6	11,20%	46.375,6	9,10%	1.138,5	8,60%	95.370,0	8,00%
No generic Situation	560,4	6,90%	5.966,2	-1,00%	1.129,9	4,30%	12.341,8	-2,90%
Off-patent	370,3	11,70%	5.882,7	8,10%	756,2	10,50%	12.130,8	9,00%
Biosimilar	142,8	19,00%	268,8	7,10%	287,3	17,30%	542,8	6,30%

Sales by MSP, prescriptions correspond to the number of SHI prescriptions billed. Source: NVI (INSIGHT Health)

INSIGHT Health GmbH

Auf der Lind 10 a/3

65529 Waldems-Esch / Germany

T +49 6126 955-0

info@insight-health.de



Ein Unternehmen der

