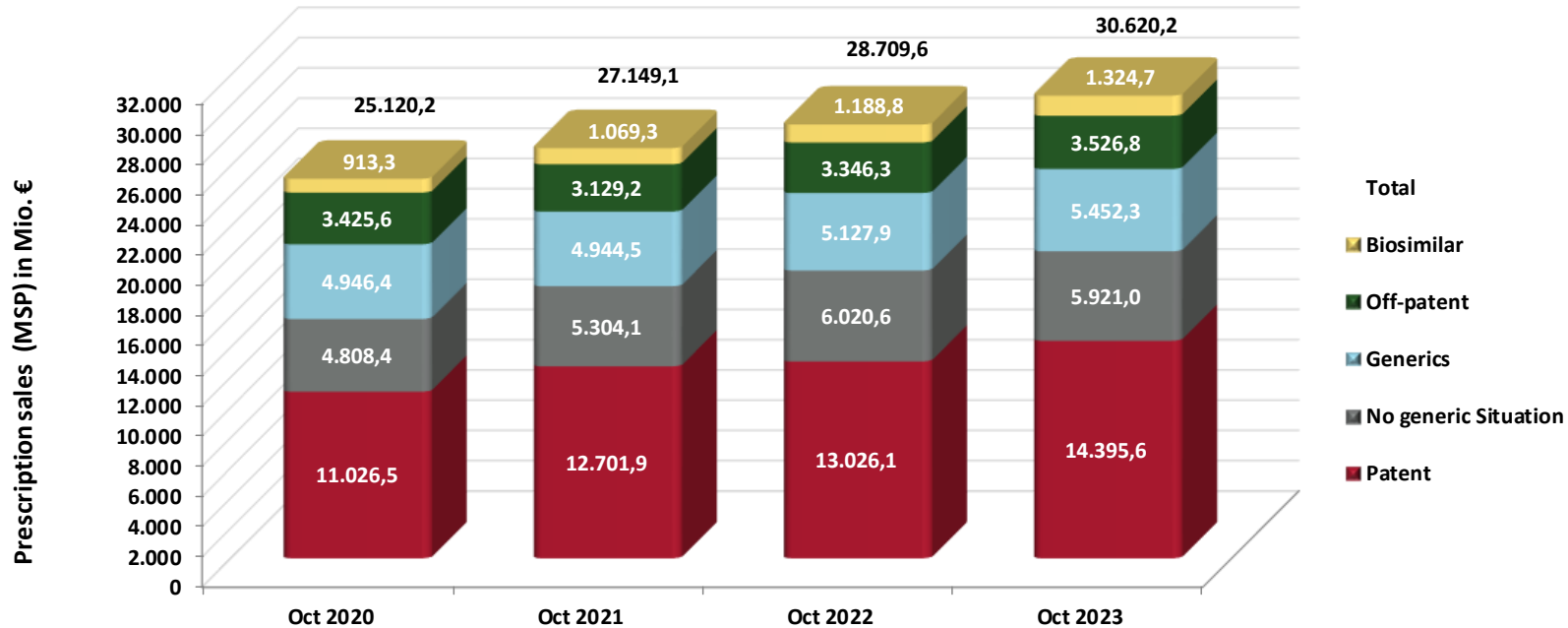




Latest data on the SHI market

Sales development October 2020 – 2023

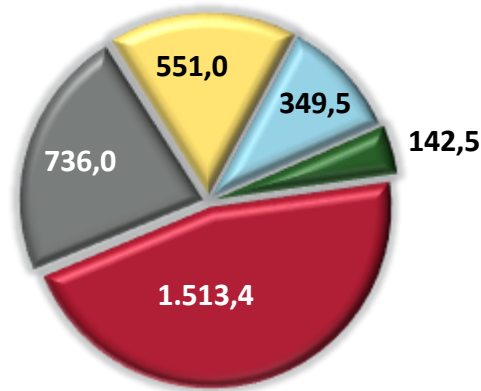


Sales development in the overall SHI market and by market segment. Source: NVI (INSIGHT Health)

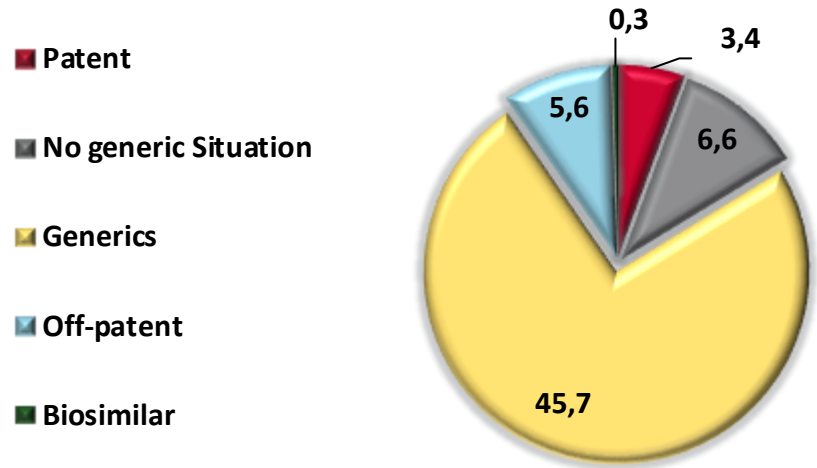
SHI market overview by market segments

October 2023

Prescription sales (MSP) in Mio. €

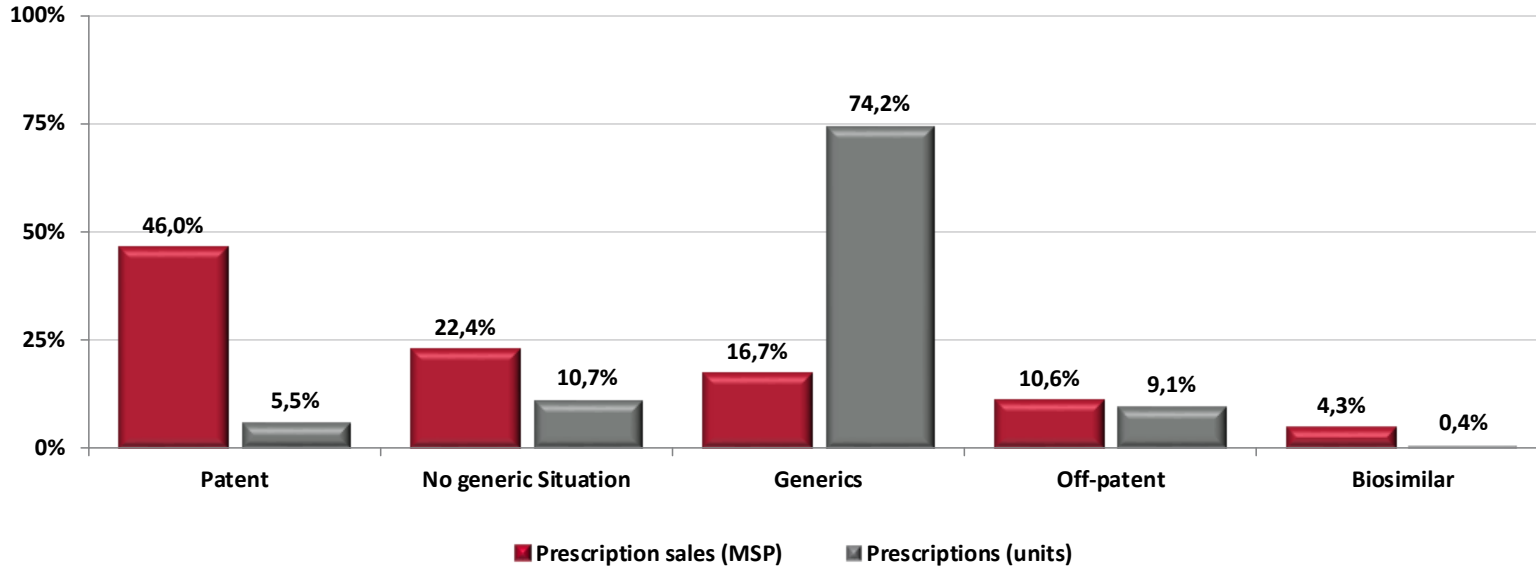


Prescriptions (units) in Mio.



Sales and prescription trends in the overall SHI market and by market segment. Source: NVI (INSIGHT Health)

SHI market overview by market segments October 2023



SHI market by market segment, comparison of sales and number of prescriptions. Source: NVI (INSIGHT Health)

Sales and prescriptions in SHI market segments and associated rates of change October 2023

	October 2023				YTD October 2023			
	Prescription sales (in Mio. €)	Change on prior year	Prescriptions (in thou.)	Change on prior year	Prescription sales (in Mio. €)	Change on prior year	Prescriptions (in thou.)	Change on prior year
Total market	3.292,5	12,10%	61.654,1	2,60%	30.620,2	6,70%	604.837,9	1,70%
Patent	1.513,4	17,50%	3.413,3	1,00%	14.395,6	10,50%	30.941,1	-13,70%
No generic Situation	736,0	10,20%	6.617,8	-4,30%	5.921,0	-1,70%	62.397,0	-4,70%
Generics	551,0	7,70%	45.721,4	4,60%	5.452,3	6,30%	452.298,3	4,00%
Off-patent	349,5	-0,60%	5.625,9	-3,30%	3.526,8	5,40%	56.494,2	1,30%
Biosimilar	142,5	19,00%	275,6	9,20%	1.324,7	11,40%	2.707,2	-2,30%

Sales by MSP, prescriptions correspond to the number of SHI prescriptions billed. Source: NVI (INSIGHT Health)

INSIGHT Health GmbH

Auf der Lind 10 a/3

65529 Waldems-Esch / Germany

T +49 6126 955-0

info@insight-health.de



Ein Unternehmen der

