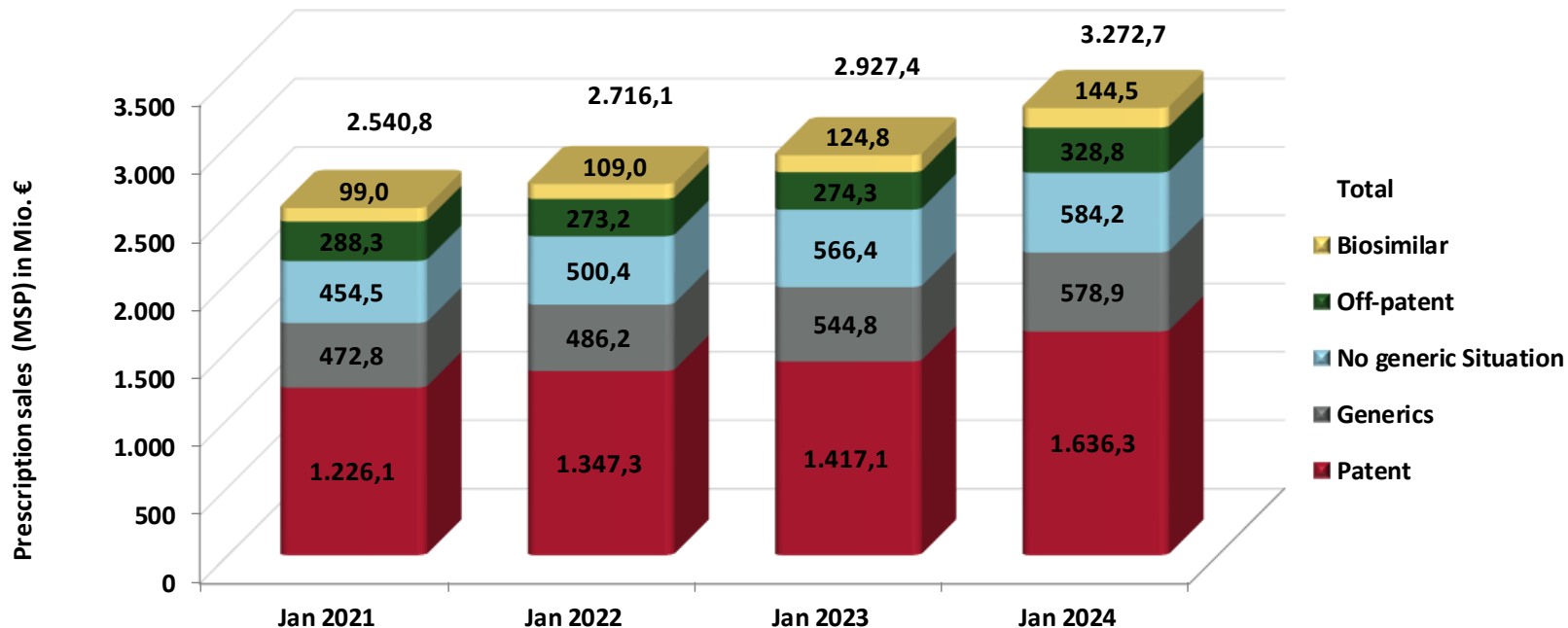




Latest data on the SHI market

Sales development January 2021 – 2024

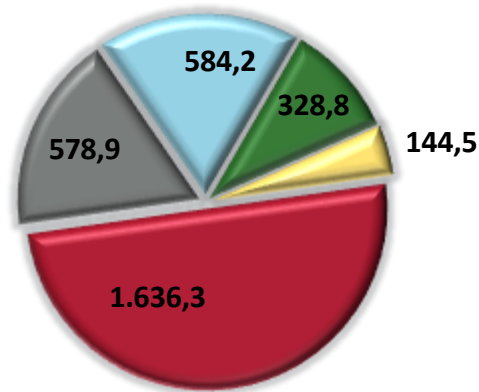


Sales development in the overall SHI market and by market segment. Source: NVI (INSIGHT Health)

SHI market overview by market segments

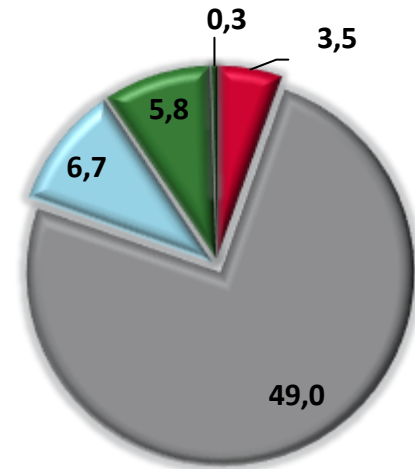
January 2024

Prescription sales (MSP) in Mio. €



Prescriptions (units) in Mio.

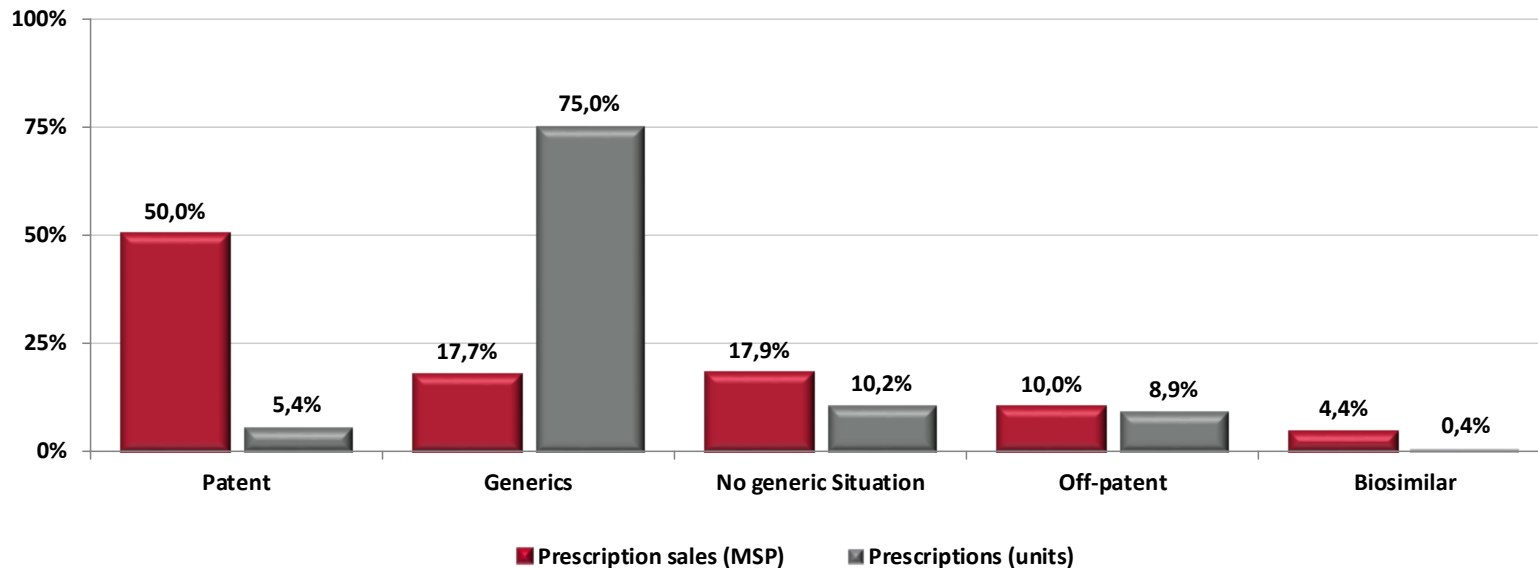
- Patent
- Generics
- No generic Situation
- Off-patent
- Biosimilar



Sales and prescription trends in the overall SHI market and by market segment. Source: NVI (INSIGHT Health)

SHI market overview by market segments

January 2024



SHI market by market segment, comparison of sales and number of prescriptions. Source: NVI (INSIGHT Health)

Sales and prescriptions in SHI market segments and associated rates of change January 2024

	January 2024				YTD January 2024			
	Prescription sales (in Mio. €)	Change on prior year	Prescriptions (in thou.)	Change on prior year	Prescription sales (in Mio. €)	Change on prior year	Prescriptions (in thou.)	Change on prior year
Total market	3.272,7	11,80%	65.284,3	6,30%	3.272,7	11,80%	65.284,3	6,30%
Patent	328,8	19,90%	5.792,9	9,50%	328,8	19,90%	5.792,9	9,50%
Generics	1.636,3	15,50%	3.538,0	7,90%	1.636,3	15,50%	3.538,0	7,90%
No generic Situation	578,9	6,30%	48.994,4	7,00%	578,9	6,30%	48.994,4	7,00%
Off-patent	144,5	15,80%	274,0	5,50%	144,5	15,80%	274,0	5,50%
Biosimilar	584,2	3,10%	6.685,0	-1,50%	584,2	3,10%	6.685,0	-1,50%

Sales by MSP, prescriptions correspond to the number of SHI prescriptions billed. Source: NVI (INSIGHT Health)

INSIGHT Health GmbH

Auf der Lind 10 a/3

65529 Waldems-Esch / Germany

T +49 6126 955-0

info@insight-health.de



Ein Unternehmen der

